

Indiana State University

2005 NSSE Freshman Profile: Student Academic Services Center

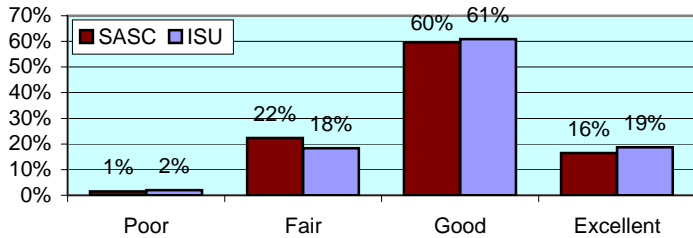
The National Survey of Student Engagement (NSSE) was administered to randomly selected ISU students in Spring 2005. The NSSE survey is designed to examine various aspects of a student's collegiate experience. Of the 705 students who completed the survey via the internet, 68 were from Student Academic Services Center (SASC). This report presents comparisons between SASC students and the rest of respondents. Separate reports including overall NSSE results are available upon request to the ISU campus community.

All numbers in this report are percentages unless otherwise stated.

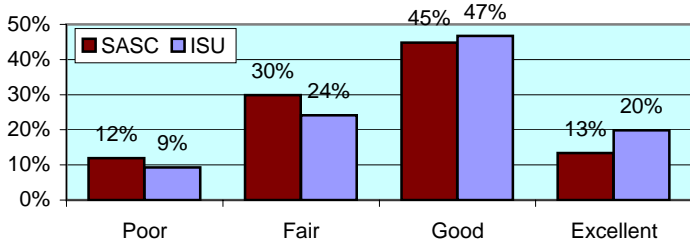
* item was found statistically significant in mean comparison

I. ABOUT INSTITUTION

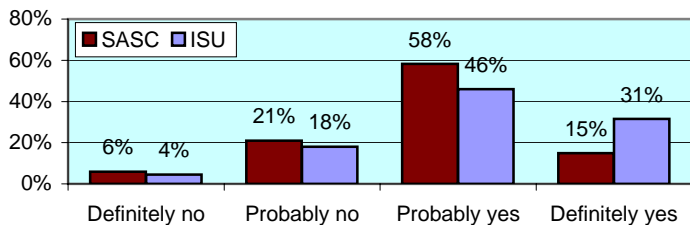
How would you evaluate your entire educational experience at this institution?



Overall, how would you evaluate the quality of academic advising you have received at your institution?



If you could start over again, would you go to the same institution you are now attending? *

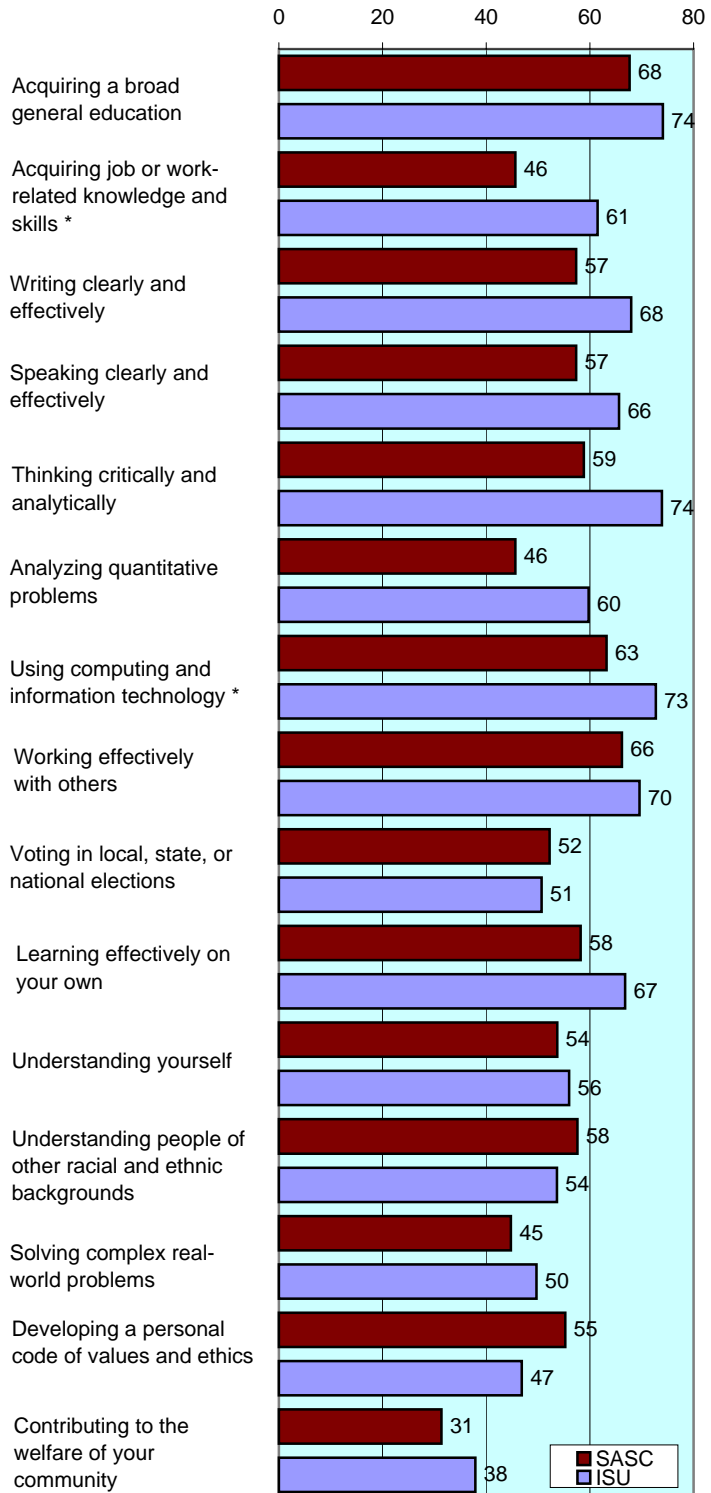


To what extent does your institution emphasize each of the following?

Items		Very little	Some	Quite a bit	Very much
Spending significant amounts of time studying and on academic work	SASC	6	32	40	22
	ISU	2	27	49	21
Providing the support you need to help you succeed academically	SASC	10	37	35	18
	ISU	5	33	49	14
Encouraging contact among students from different racial/ethnic backgrounds	SASC	18	41	31	10
	ISU	17	35	31	16
Helping you cope with your non-academic responsibilities	SASC	34	41	16	9
	ISU	35	38	21	6
Providing the support you need to thrive socially	SASC	21	50	21	9
	ISU	20	44	28	8
Attending campus events and activities (speakers, performances, etc.)	SASC	9	46	31	15
	ISU	12	34	37	17
Using computers in academic work	SASC	6	15	38	41
	ISU	3	15	37	44

To what extent has your experience at this institution contributed to your knowledge, skills, and personal development in the following?

number is combined % who responded either 'very much' or 'quite a bit'

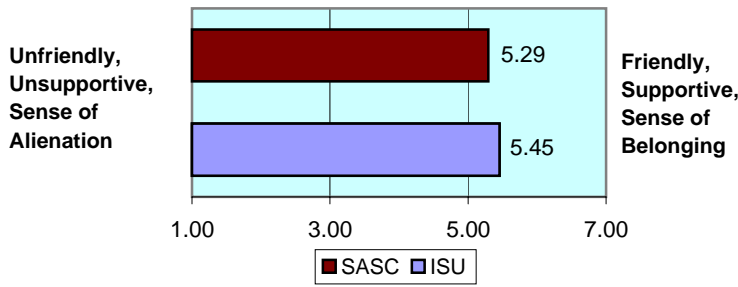


II. ABOUT RELATIONSHIPS

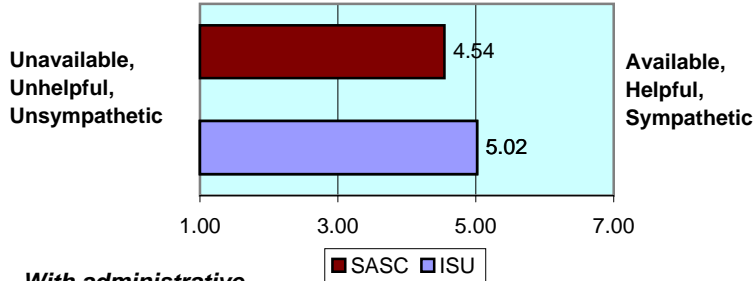
How would you rate your relationships with people at your institution?

With other students...

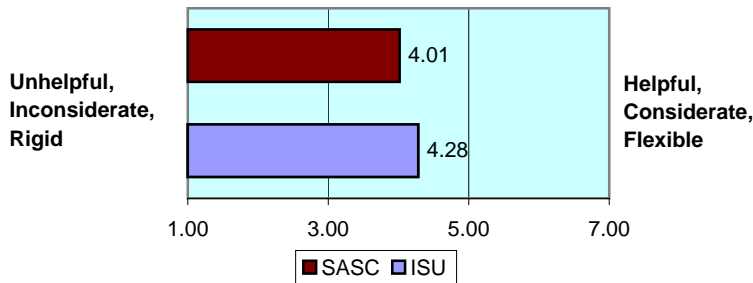
numbers indicate means of 7-point scale



*With faculty members... **



With administrative personnel & offices...



III. IN CLASSROOM

How often have you done each of the following?

Items		Never	Some-times	Often	Very often
Asked questions in class or contributed to class discussions *	SASC	3	57	31	9
	ISU	4	38	39	19
Made a class presentation	SASC	6	68	22	4
	ISU	7	54	33	6
Prepared two or more drafts of a paper or assignment before turning it in	SASC	15	37	34	15
	ISU	13	37	32	18
Worked on a paper that required integrating ideas from various sources	SASC	3	32	41	24
	ISU	2	22	51	25
Included diverse perspectives in class discussions or assignments	SASC	6	41	40	13
	ISU	8	39	37	16
Came to class without completing readings or assignments	SASC	6	72	19	3
	ISU	17	60	16	8
Put together ideas from different courses for assignments or class discussions *	SASC	4	63	29	3
	ISU	5	45	41	9
Used an electronic medium to discuss or complete an assignment *	SASC	29	38	21	12
	ISU	20	28	30	23
Worked harder than you thought you could to meet an instructor's expectations	SASC	7	49	35	9
	ISU	6	42	41	12

IV. INVOLVEMENT WITH FACULTY

How often have you done each of the following?

Items		Never	Some-times	Often	Very often
Used e-mail to communicate with an instructor	SASC	1	31	40	28
	ISU	1	25	40	34
Discussed grades or assignments with an instructor *	SASC	9	57	22	12
	ISU	8	43	30	19
Talked about career plans with a faculty member or advisor *	SASC	38	50	9	3
	ISU	24	48	19	9
Discussed ideas from your classes with faculty outside of class	SASC	56	31	13	0
	ISU	47	35	14	5
Received prompt feedback from faculty on your performance	SASC	4	47	40	9
	ISU	6	43	41	10
Worked with faculty members on activities other than coursework *	SASC	66	26	6	1
	ISU	52	31	13	4

V. INVOLVEMENT WITH OTHER STUDENTS

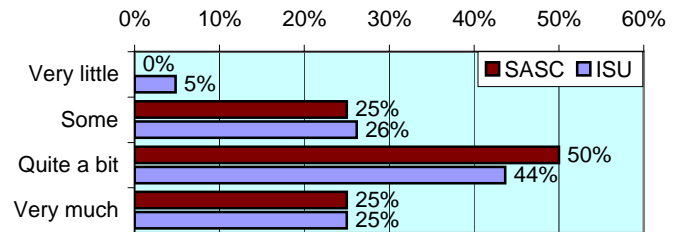
How often have you done each of the following?

Items		Never	Some-times	Often	Very often
Worked with other students on projects during class	SASC	6	60	26	7
	ISU	7	44	40	9
Worked with classmates outside of class to prepare assignments *	SASC	7	74	18	1
	ISU	10	49	32	8
Tutored or taught other students (paid or voluntary)	SASC	65	29	3	3
	ISU	55	32	10	3
Discussed ideas from your classes with others outside of class	SASC	9	46	29	16
	ISU	8	42	34	16
Had serious conversations with students of a different race	SASC	13	43	28	16
	ISU	17	37	27	19
Had serious conversations with students who have different personal values from yours	SASC	6	41	35	18
	ISU	12	37	27	24

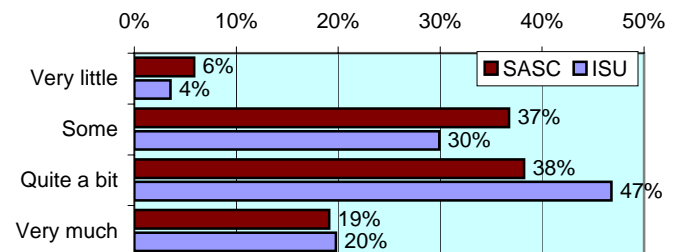
VI. ACADEMIC WORK

How much has your coursework emphasized the following mental activities?

Memorizing facts, ideas or methods from your courses and readings

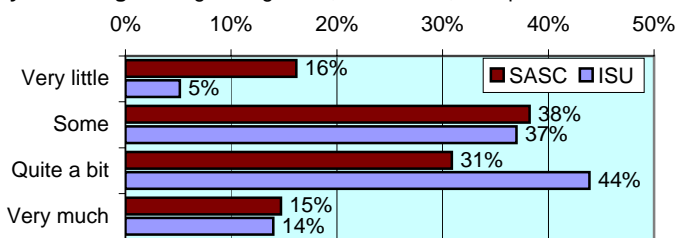


Analyzing the basic elements of an idea, experience or theory

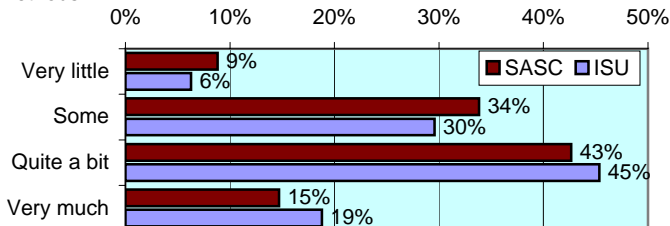


VI. ACADEMIC WORK (continued)

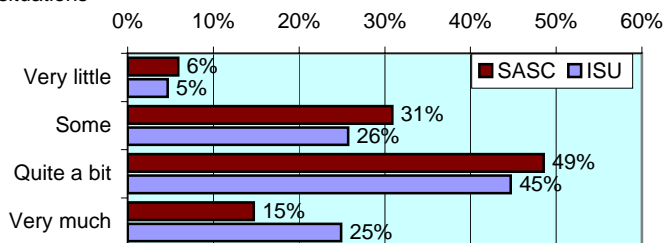
Synthesizing and organizing ideas, information, or experiences



Making judgments about the value of information, arguments, or methods



Applying theories or concepts to practical problems or in new situations



In a typical week, how many homework problem sets do you complete?

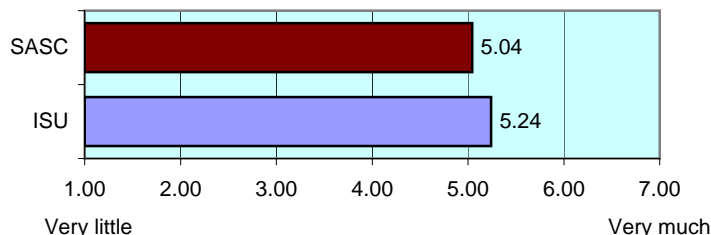
Items		None	1-2	3-4	More than 5
Number of problem sets that take you more than an hour to complete	SASC	18	50	24	9
	ISU	15	44	29	13
Number of problem sets that take you less than an hour to complete	SASC	9	35	37	19
	ISU	8	37	31	24

During the current school year, about how often have you done each of the following?

Items		Never	Some- times	Often	Very often
Examined the strengths and weaknesses of your own views on a topic	SASC	13	49	26	12
	ISU	11	41	35	13
Tried to better understand someone else's views by imagining how an issue looks from his or her perspective	SASC	7	41	37	15
	ISU	5	37	40	17
Learned something that changed the way you understand an issue or concept	SASC	4	49	32	15
	ISU	5	39	38	18

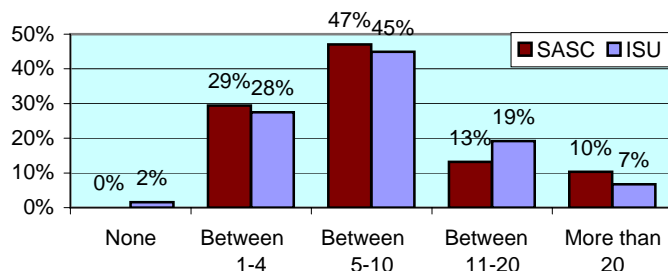
Mark the box that best represents the extent to which your examinations during the current school year have challenged you to do your best work

numbers indicate means of 7-point scale

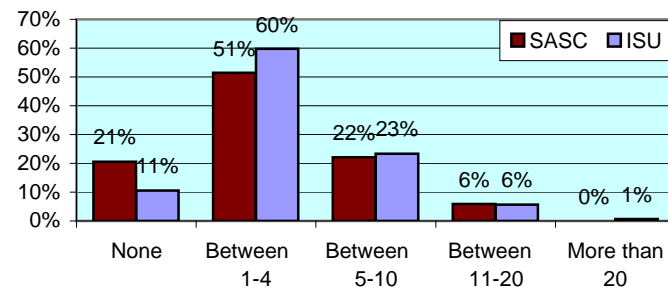


During the current school year, about how much reading and writing have you done?

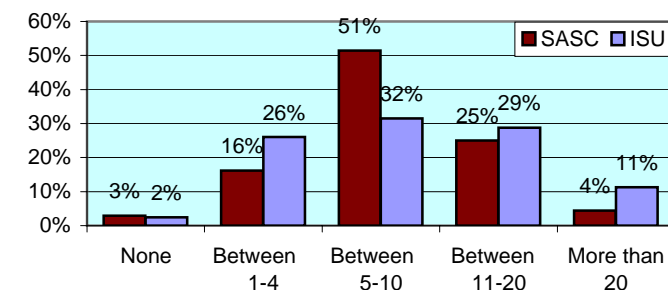
Number of assigned textbooks, books, or book-length packs of course readings



Number of written papers or reports between 5 and 19 pages



Number of written papers or reports of fewer than 5 pages



VII. PLANS DURING COLLEGE

Which of the following have you done or do you plan to do before you graduate from your institution?

Item		Not decided	Won't do	Plan to do	Done
Practicum, internship, field experience, co-op experience, or clinical assignment *	SASC	22	6	68	4
	ISU	11	4	78	7
Community service or volunteer work	SASC	21	12	37	31
	ISU	16	8	36	40
Participate in a learning community	SASC	37	16	22	25
	ISU	30	17	20	33
Worked on a research project with a faculty member outside of course	SASC	49	28	21	3
	ISU	41	24	27	7
Foreign language coursework *	SASC	28	35	21	16
	ISU	15	35	25	25
Study abroad	SASC	32	49	19	0
	ISU	33	40	24	2
Independent study or self-designed major *	SASC	57	32	10	0
	ISU	34	49	12	4
Culminating senior experience (thesis, project, etc.) *	SASC	53	22	25	0
	ISU	36	13	48	2



Office of Strategic Planning, Institutional Research & Effectiveness

419 Rankin Hall, Tel: 237-2305, Fax: 237-4530

<http://irt2.indstate.edu/home/index.htm>