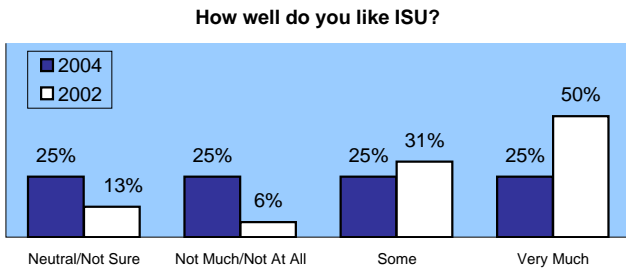
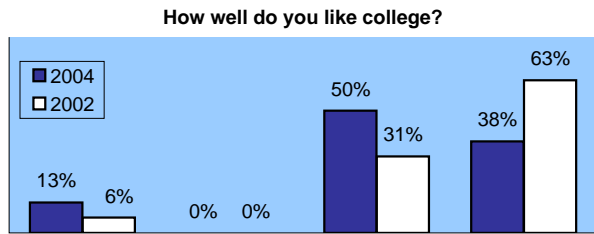


School of Technology 2004 First Year Profile Freshman Class of Fall 2003

NOTE: DUE TO SMALL SAMPLE SIZES, SOME STATISTICS MAY NOT BE APPROPRIATE FOR ANALYTICAL PURPOSES.

The First Year Experience Survey was administered to Fall 2003 Freshmen in late Spring 2004. A separate report provides a profile of the entire freshman class at the end of their first year. This report is meant to summarize the results for School of Technology (S.T.) freshmen who completed the survey. Of the 131 S.T. freshmen given the opportunity, 11 used the internet to fill out the questionnaire, making the S.T. response rate 8.4%. This rate is far lower than the overall response rate of 20.8%.

I. General Satisfaction

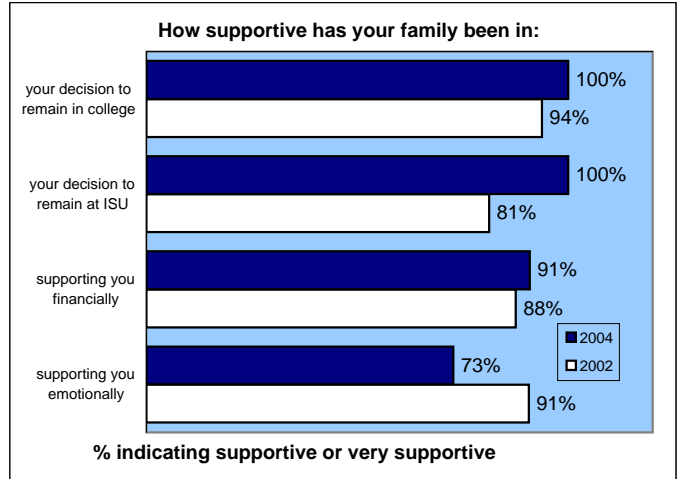


How satisfied are you with Indiana State in regard to:

	% Satisfied	% Neutral	% Dissatisfied	% Satisfied 2002
Academic experience	100%	0%	0%	91%
Classroom technologies	82%	18%	0%	94%
Computer facilities	82%	9%	9%	69%
Appearance of campus	82%	9%	9%	78%
Size of campus	82%	9%	9%	84%
Career Center	75%	25%	0%	74%
Overall safety on campus	73%	27%	0%	81%
Student Union	70%	30%	0%	74%
Personal safety	64%	27%	9%	75%
Entire ISU experience	64%	27%	9%	78%
Student Life Office	63%	38%	0%	75%
Student Counseling Center	50%	38%	13%	42%
Recreational sports	50%	30%	20%	76%
Bookstore	45%	45%	9%	66%
Bursar's Office	38%	63%	0%	50%
Registrar's Office	36%	64%	0%	59%
Student Health Center	33%	56%	11%	67%
Parking	18%	0%	82%	13%
Financial Aid Office	18%	45%	36%	52%
Residential life	11%	44%	44%	48%

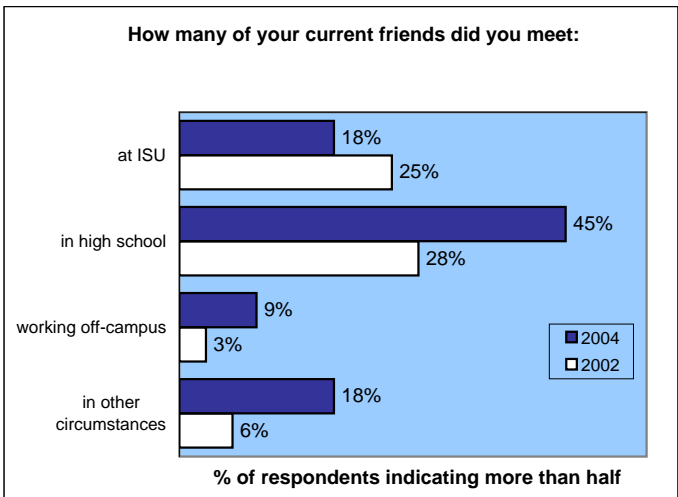
Percentages do not reflect those who had never used the service/facility
Scale: 1 - Very Satisfied, 5 - Very Dissatisfied

II. Family and Friends



How often students return to hometown during the semester:

2004	2002	
9%	22%	live in hometown
36%	22%	return every or almost every weekend
27%	47%	return once or twice a month
18%	6%	return once or twice a semester
9%	3%	never return during the semester



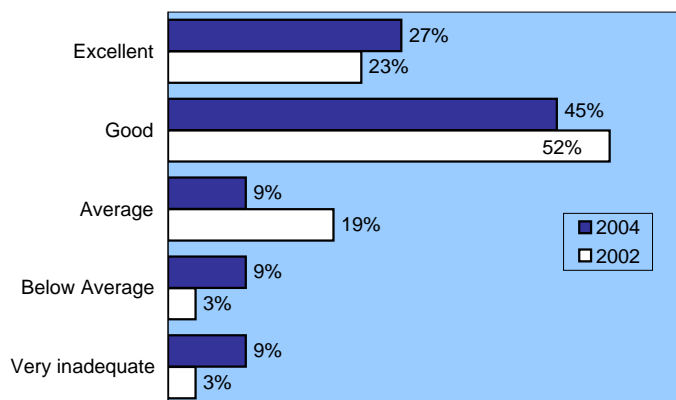
2004	2002	
30%	3%	of S.T. freshmen said at least half of their high school friends attended ISU last year
90%	78%	said at least half of their high school friends attended another college last year
30%	9%	said at least half of their high school friends did not attend any college last year

Office of Strategic Planning, Institutional
Research & Effectiveness

419 Rankin Hall, Tel: 237-2305, Fax: 237-4292
<http://irt2.indstate.edu/home/index.htm>

III. Preparation and Experience

How would you rate your high school education?



When would you estimate that your parents started saving for your college education?

	% indicating response	
	2004	2002
Before I entered high school	45%	16%
During high school but before my senior year	9%	6%
My senior year in high school or later	0%	0%
They saved, but I don't know when they started	9%	23%
I don't know if they saved	9%	6%
They did not save, but they are contributing	27%	29%
Doesn't apply; my parents don't/can't contribute	0%	19%

The average S.T. freshman worked:

4.19 hours per week in the fall

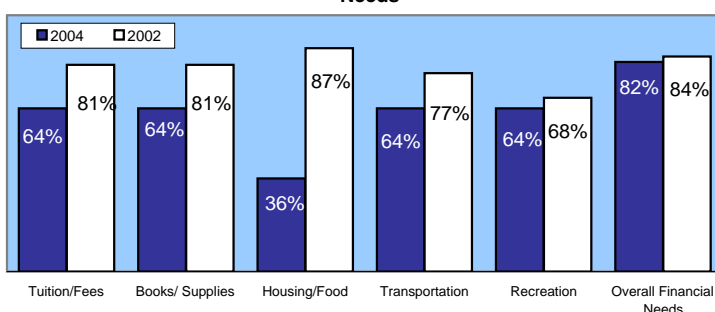
6.29 hours per week in the spring

Of only those S.T. freshmen who worked, they averaged:

14.7 hours per week in the fall

16.5 hours per week in the spring

% Indicating Financial Resources were Adequate for Various Needs



In which area were you most unable to meet your financial needs?

I was able to meet all	27%	Housing/Food	55%
Tuition/fees	27%	Transportation	27%
Books/supplies	27%	Recreation	9%

Hours Per Week Spent Working During Freshman Year

	None	1-5	6-10	11-15	16-20	21+
Fall Semester (2004 respondents)						
On-campus	91%	0%	9%	0%	0%	0%
Off-campus	82%	0%	0%	0%	18%	0%
Total (On & Off)	71%	0%	10%	0%	19%	0%
Fall Semester (2002 respondents)						
On-campus	77%	0%	10%	3%	10%	0%
Off-campus	71%	0%	3%	3%	10%	13%
Total (On & Off)	48%	0%	13%	6%	19%	13%
Spring Semester (2004 respondents)						
On-campus	91%	0%	9%	0%	0%	0%
Off-campus	73%	0%	0%	0%	27%	0%
Total (On & Off)	62%	0%	10%	0%	29%	0%
Spring Semester (2002 respondents)						
On-campus	74%	0%	16%	0%	10%	0%
Off-campus	74%	0%	6%	6%	3%	10%
Total (On & Off)	52%	0%	19%	3%	16%	10%

About 63% of S.T. freshmen spent 1 - 20 hours per week meeting study groups, which is lower than the 2002 figure of 71%.

About 45% of S.T. freshmen spent 1 - 20 hours per week participating in community activities, 3% lower than that of 2002.

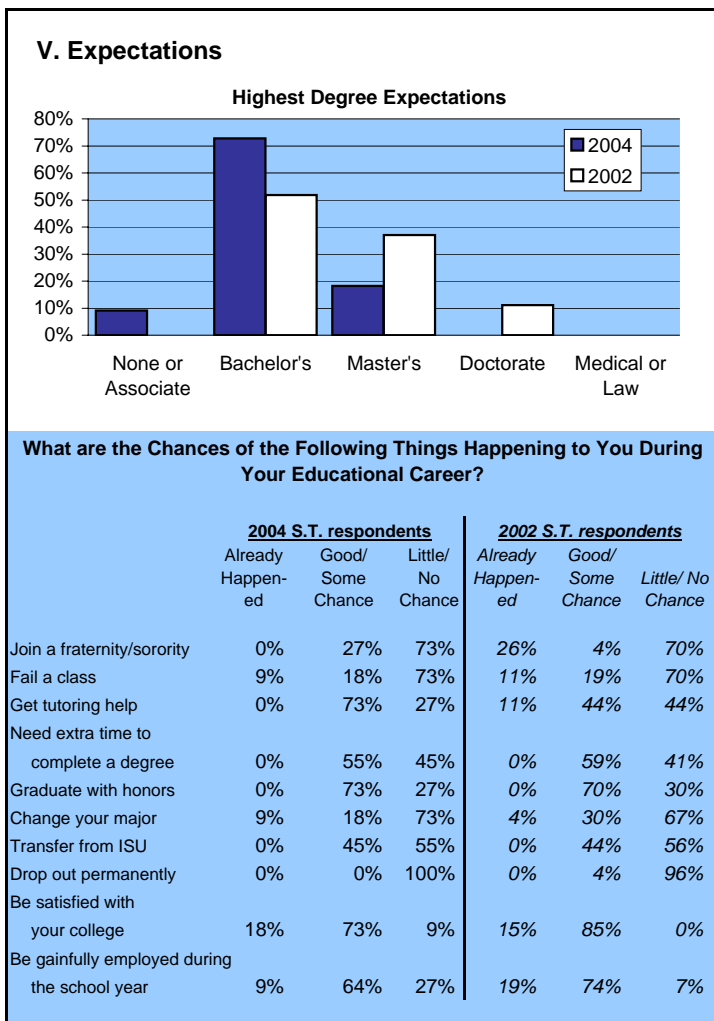
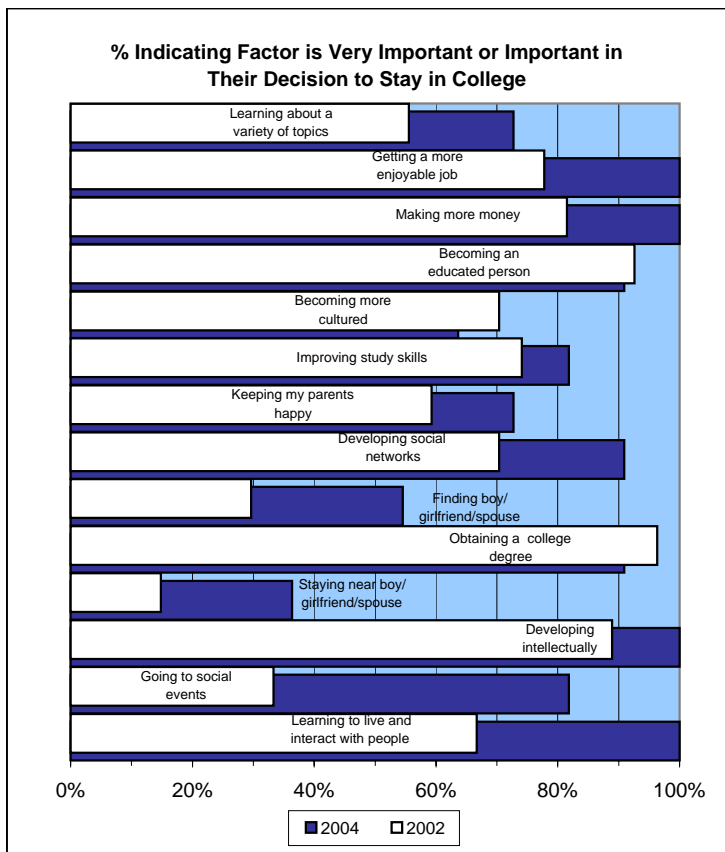
Hours Spent Per Week During First Year of College

	None	1-5	6-10	11-15	16-20	21-25	26-30	31-35	36+	% None 2002	% 1-20 2002	% 21+ 2002
Studying, researching, using library	0%	55%	18%	9%	0%	9%	0%	9%	0%	0%	94%	6%
Meeting study groups	36%	45%	18%	0%	0%	0%	0%	0%	0%	29%	71%	0%
Meeting with professors	18%	82%	0%	0%	0%	0%	0%	0%	0%	39%	61%	0%
At campus recreational events	27%	64%	0%	9%	0%	0%	0%	0%	0%	48%	48%	3%
At campus cultural events	45%	55%	0%	0%	0%	0%	0%	0%	0%	55%	45%	0%
At fraternity/sorority events	73%	27%	0%	0%	0%	0%	0%	0%	0%	61%	29%	10%
Participating in other ISU organizations	73%	27%	0%	0%	0%	0%	0%	0%	0%	45%	52%	3%
Participating in sports or exercising	27%	45%	18%	0%	0%	0%	9%	0%	0%	19%	81%	0%
Socializing in person with ISU friends	0%	36%	18%	27%	0%	9%	0%	0%	9%	3%	65%	32%
Socializing in person with non-ISU friends	18%	55%	27%	0%	0%	0%	0%	0%	0%	23%	74%	3%
Socializing in person w/ either type of friends	0%	36%	18%	18%	9%	9%	0%	0%	9%	0%	74%	26%
Socializing phone,internet,email - ISU friends	9%	64%	9%	9%	9%	0%	0%	0%	0%	16%	71%	13%
Socializing phone,internet,email - others	9%	45%	18%	18%	9%	0%	0%	0%	0%	6%	77%	16%
Engaged in computer or internet recreation	0%	82%	0%	9%	0%	9%	0%	0%	0%	3%	81%	16%
Playing video games or watching TV	9%	36%	27%	18%	0%	0%	0%	9%	0%	3%	81%	16%
Participating in community activities	55%	45%	0%	0%	0%	0%	0%	0%	0%	45%	48%	6%

IV. Skills

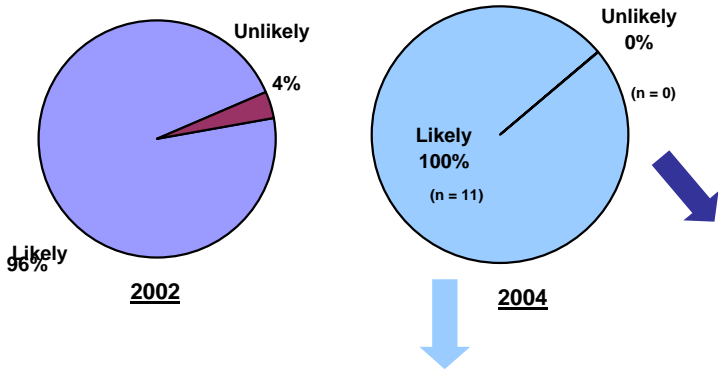
How much has your college experience helped you develop your ability to:				Very Much/ A Lot
	Very Much/ A Lot	Some	Not a Lot/ Not at All	2002
Get along with others	36%	55%	9%	37%
Think critically	73%	27%	0%	52%
Respect views of others	64%	36%	0%	59%
Develop close relationships with others	45%	36%	18%	52%
Be sensitive to the feelings of others	36%	45%	18%	33%
Be independent	82%	18%	0%	67%
Choose moral and ethical behavior	82%	9%	9%	44%
Establish your identity	64%	27%	9%	41%
Develop social skills	82%	0%	18%	48%
Develop a meaningful philosophy of life	45%	36%	9%	44%
Develop leadership skills	55%	36%	9%	48%
Handle stress	55%	45%	0%	63%
Understand and appreciate other cultures	55%	36%	9%	48%
Develop expertise in a given subject area	64%	27%	9%	70%
Communicate effectively	64%	27%	9%	52%

How would you rate your ability to:	Very Good/Good	Average	Not Very/Not Good	Very Good/Good
	2004	2002	2004	2002
Lead a group discussion	27%	64%	9%	49%
Solve problems creatively	55%	45%	0%	45%
Make well informed decisions	64%	36%	0%	43%
Spend leisure time wisely	36%	36%	27%	61%
Express yourself in oral communication	45%	45%	9%	67%
Express yourself in writing	18%	36%	45%	43%
Solve an algebra problem	45%	36%	18%	50%
Use computers for schoolwork	91%	9%	0%	57%
Intelligently discuss national politics	45%	27%	27%	52%
Intelligently discuss world events	36%	55%	9%	80%
Find info on the World Wide Web	73%	27%	0%	28%
Using library resources to get info	64%	18%	9%	30%
Work with others on projects	64%	27%	9%	69%



VI. Future Academic Plans

Likelihood of Returning in Fall



The 11 S.T. students who were likely to return to ISU in the fall were asked about their decision to stay.

Importance of Factors Affecting Decision to Stay at ISU	Essential/			Essential or Very 2002
	Very	Fairly	Not Very/ Not At All	
Financial aid available	50%	25%	25%	54%
Low cost	63%	25%	13%	62%
Close to home	13%	25%	63%	19%
Far away from home	50%	13%	38%	8%
Appearance of campus	50%	38%	13%	38%
ISU's academic reputation	63%	25%	13%	42%
Academic reputation of my major department	75%	13%	13%	77%
Quality of faculty	63%	25%	13%	81%
Size of campus	63%	25%	13%	38%
Campus social life	63%	25%	13%	27%
Student activities	63%	13%	25%	27%
Class size	63%	38%	0%	62%
Computing facilities	50%	25%	25%	35%
Opportunities to interact with faculty in class	63%	25%	13%	62%
Opportunities to interact with faculty out of class	75%	13%	13%	62%
Life in residence halls	38%	25%	38%	38%
Family pressure to stay	38%	13%	50%	35%
Friendships with faculty	63%	25%	13%	38%
Friendships with staff	63%	13%	25%	31%
Friendships with students	88%	13%	0%	50%
Terre Haute community	50%	13%	38%	30%

% shown are % of the 11 students likely to return

MOST IMPORTANT FACTOR IN DECISION TO STAY AT ISU	2004	2002
LOW COST	25%	11%
FINANCIAL AID AVAILABLE	0%	15%
CLOSE TO HOME	0%	7%
FAR AWAY FROM HOME	0%	0%
APPEARANCE OF CAMPUS	0%	0%

% of the 11 who responded

No S.T. students who were unlikely to return to ISU in the fall were asked about their decision to leave.

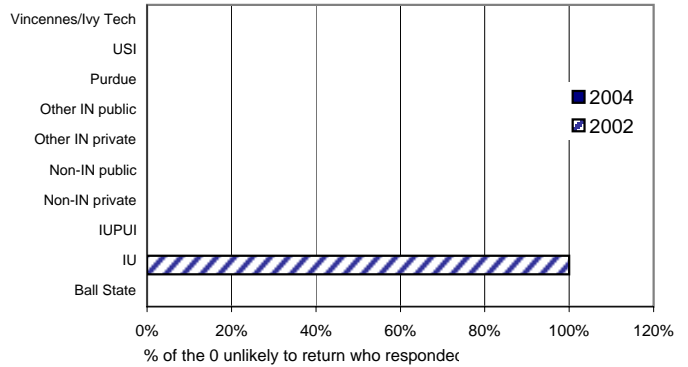
Importance of Factors Affecting Decision to Leave ISU	Essential/		Not Very/Not at All	Essential or Very 2002
	Very	Fairly		
Not enough financial aid				0%
Cost too high	0%	0%	0%	0%
Too close to home	0%	0%	0%	0%
Too far away from home	0%	0%	0%	0%
Campus atmosphere	0%	0%	0%	0%
ISU's academic reputation	0%	0%	0%	0%
Academic reputation of my major department	0%	0%	0%	0%
Quality of faculty	0%	0%	0%	0%
Size of campus	0%	0%	0%	0%
Lack of campus social life	0%	0%	0%	0%
Lack of student activities	0%	0%	0%	0%
Class size too small	0%	0%	0%	0%
Too easy	0%	0%	0%	0%
Too difficult	0%	0%	0%	0%
Personal issues	0%	0%	0%	0%
Life in residence halls	0%	0%	0%	0%
Family pressure to quit	0%	0%	0%	0%
Lack of interaction with faculty	0%	0%	0%	0%
Lack of interaction with staff	0%	0%	0%	0%
Lack of interaction w/ students	0%	0%	0%	0%
Terre Haute community	0%	0%	0%	0%

% shown are % of the 0 students unlikely to return

MOST IMPORTANT FACTOR IN DECISION TO LEAVE ISU	2004	2002
NOT ENOUGH FINANCIAL AID	n/a	100%
COST TOO HIGH	n/a	0%
TOO CLOSE TO HOME	n/a	0%

% of the 0 who responded

Where do you hope to transfer to?



Reasons for not returning to higher education	2004	2002
Benefits not worth the cost	n/a	n/a
Cannot afford it	n/a	n/a
Decided school isn't for me	n/a	n/a
Family responsibilities	n/a	n/a
Health reasons	n/a	n/a
Need or want to work	n/a	n/a
Other	n/a	n/a
Too difficult	n/a	n/a
Was not learning much	n/a	n/a

% of the 0 who responded (multiple responses allowed)