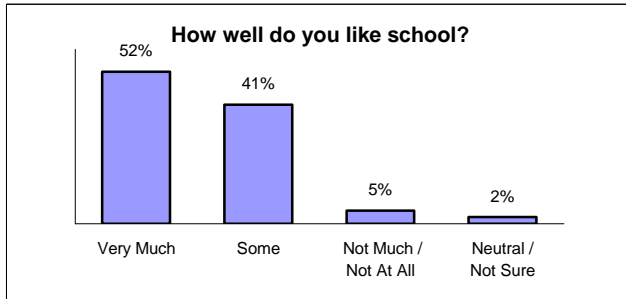


School of Nursing 1998 First Year Profile Freshman Class of Fall 1997

NOTE: DUE TO SMALL SAMPLE SIZES, SOME STATISTICS MAY NOT BE APPROPRIATE FOR ANALYTICAL PURPOSES.

The new First Year Experience Survey was administered to Fall 97 Freshmen in late Spring 1998. The questionnaire was designed to follow up on questions contained in the Student Information Questionnaire (SIQ) administered during NSARP. A separate report explores changes in freshmen attitudes over the course of the first year. Another provides a profile of the entire freshman class one year later. The purpose of this report is to provide a profile of freshmen enrolled in the School of Nursing; these freshmen represent 4.8% of all freshmen and 7.1% of the respondent pool (44 responses out of 623 total).

I. General Satisfaction



How satisfied are you with Indiana State in regard to:

	% Satisfied	% Neutral	% Dissatisfied
Appearance of campus	89%	7%	5%
Size of campus	89%	9%	2%
Academic experience	84%	16%	0%
Entire ISU experience	80%	18%	2%
Classroom technologies	77%	20%	2%
Computer facilities	75%	23%	2%
Student Union	73%	27%	0%
Bookstore	66%	30%	5%
Personal safety	64%	32%	5%
Overall safety on campus	64%	30%	7%
Registrar's Office	48%	45%	7%
Recreational sports	41%	57%	2%
Student Health Center	39%	50%	11%
Financial Aid Office	35%	40%	26%
Career Center	34%	66%	0%
Residential life	32%	59%	9%
Student Counseling Center	27%	68%	5%
Bursar's Office	23%	75%	2%
Student Life Office	21%	77%	2%
Parking	20%	16%	64%

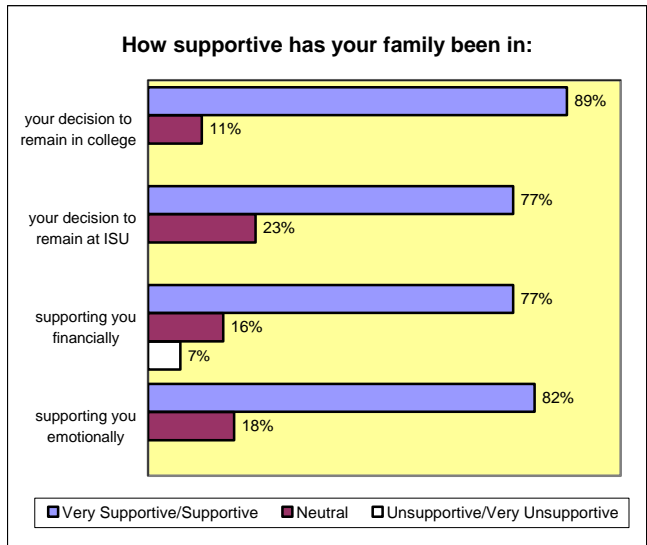
*% neutral includes those who had never used the service
Scale: 1 = Very Satisfied, 5 = Very Dissatisfied*

INTERESTING FACT ABOUT FRESHMEN IN NURSING:

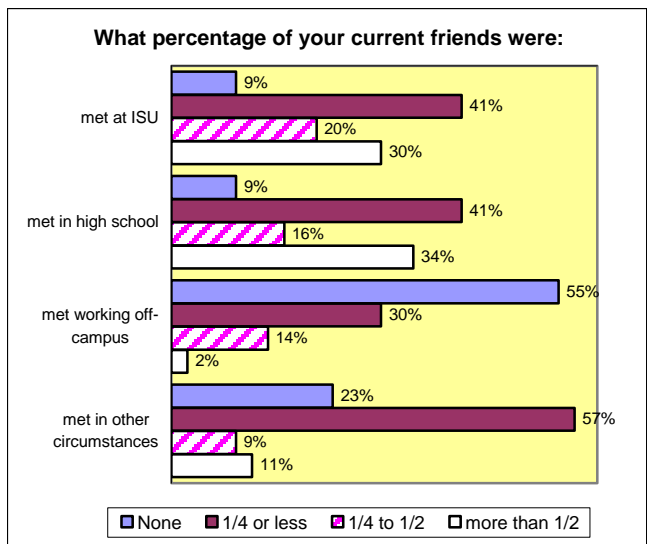
83% of women, but only 33% of men said their families were very supportive of their decision to remain in college.

71% of women, but only 33% of men said their families were very supportive of them emotionally over the past year.

II. Family and Friends



When asked how often they returned home on weekends,
59% said every weekend or almost every weekend
36% said once or twice a month
5% said one to three times a semester
0% said never



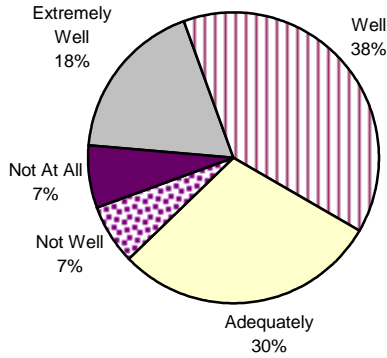
23% of freshmen in Nursing said at least half of their high school friends attended ISU last year
59% said at least half of their high school friends attended



another college last year
11% said at least half of their high school friends did not attend any college last year

III. Preparation and Experience

How well did your high school prepare you for academics at ISU?

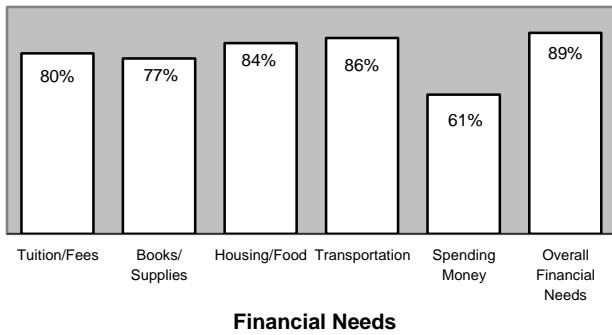


When would you estimate that your parents started saving for your college education?

When started saving	% indicating response
Before I entered high school	26%
During high school but before my senior year	0%
My senior year in high school	5%
After high school	5%
I do not know how long they have been saving	29%
I do not know whether they have been saving	14%
Does not apply; I am an independent student	21%

26% of freshmen in Nursing said their parents began saving for their college education before they entered high school

% Indicating Financial Resources were Adequate for Various Needs



Hours Spent Working

	None	1-5	6-10	11-15	16-20	21+
Fall Semester						
On-campus	89%	0%	9%	2%	0%	0%
Off-campus	59%	7%	9%	2%	11%	11%
Neither	55%					
Spring Semester						
On-campus	86%	7%	7%	0%	0%	0%
Off-campus	61%	9%	5%	2%	11%	11%
Neither	55%					

Almost 41% of freshmen in Nursing spent 10 or fewer hours per week studying

At least 7% of freshmen in Nursing spent more than 35 hours per week socializing

Hours Spent During First Year of College

	None	1-5	6-10	11-15	16-20	21-25	26-30	31-35	36+
Studying out of class	0%	11%	30%	23%	18%	2%	9%	2%	5%
Using the library	5%	59%	25%	7%	0%	2%	0%	0%	2%
Meeting with professors	30%	59%	7%	2%	0%	0%	0%	0%	2%
Meeting study groups	19%	60%	16%	2%	0%	0%	0%	0%	2%
At campus events	50%	34%	11%	2%	0%	0%	0%	0%	2%
Participating in student government	80%	5%	9%	2%	2%	0%	0%	0%	2%
At fraternity/sorority events	75%	7%	7%	5%	2%	2%	0%	0%	2%
Participating in other campus organizations	57%	32%	7%	0%	0%	0%	2%	0%	2%
Socializing with ISU friends	11%	27%	27%	9%	16%	2%	2%	0%	5%
Socializing with pre-ISU friends	14%	48%	16%	9%	7%	2%	2%	0%	2%
Socializing with friends (ISU and/or pre-ISU)								* at least	7%
Exercising	7%	57%	20%	9%	5%	0%	0%	0%	2%

Doing community service	80%	11%	5%	0%	0%	0%	2%	0%	2%
Participating in church activities	64%	27%	5%	0%	0%	2%	0%	0%	2%

* In addition to those who spent 36+ hours socializing with ISU friends and those who spent 36+ hours socializing with pre-ISU friends, this figure includes those who spent 36+ hours with both groups combined. This figure is a conservative estimate because those who spent, for instance, 16-20 hours with each group were not included, although the hours spent socializing (32-40) could fall into the 36+ range.

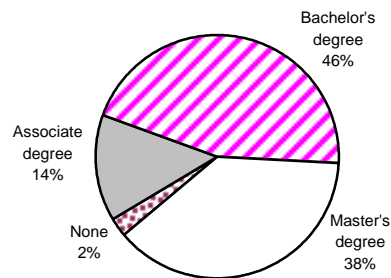
IV. Skills

	How much has your college experience helped you develop your ability to:		Not A Lot/ Not At All
	Very Much/ A Lot	Some	
Get along with others	39%	45%	16%
Think critically	50%	43%	7%
Respect views of others	61%	32%	7%
Develop close relationships with others	52%	34%	14%
Be sensitive to the feelings of others	48%	36%	16%
Be independent	70%	25%	5%
Choose moral and ethical behavior	41%	41%	18%
Establish your identity	55%	34%	11%
Develop social skills	50%	36%	14%
Develop a meaningful philosophy of life	36%	45%	18%
Develop leadership skills	45%	41%	14%
Handle stress	39%	32%	30%
Understand & appreciate other cultures	32%	57%	11%
Develop expertise in a given subject area	43%	45%	11%
Communicate effectively	43%	48%	9%

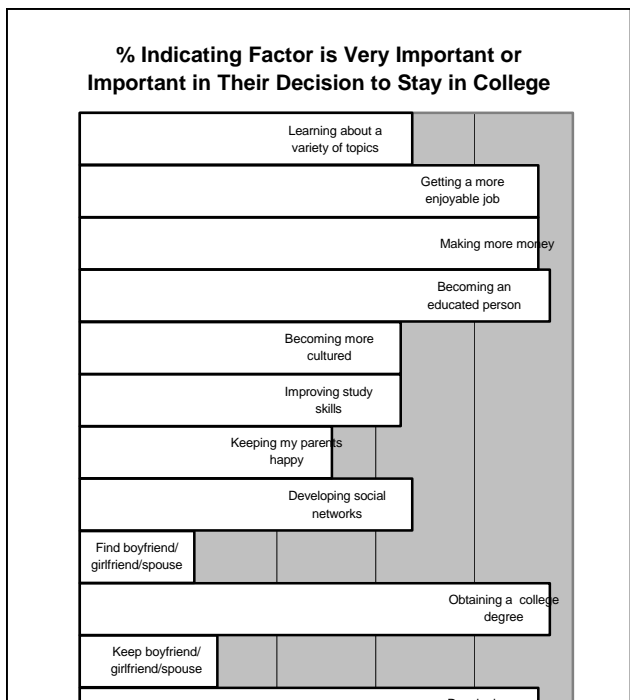
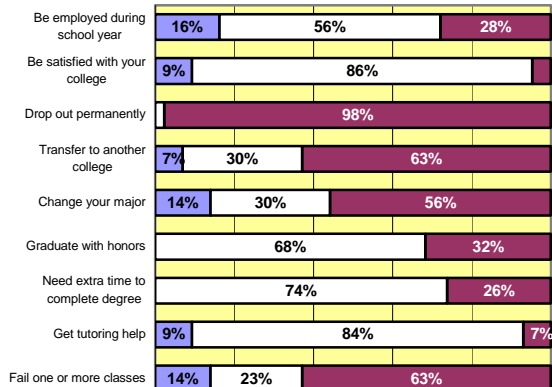
	How would you rate your ability to:		
	Very Good/ Good	Average	Not Very Good/ Not Good
Lead a group discussion	52%	34%	14%
Solve problems creatively	55%	32%	14%
Make well informed decisions	80%	18%	2%
Spend leisure time wisely	50%	39%	11%
Express yourself in oral communication	64%	30%	7%
Express yourself in writing	64%	27%	9%
Solve an algebra problem	61%	27%	11%
Use computers for schoolwork	68%	23%	9%
Intelligently discuss national politics	25%	32%	43%
Intelligently discuss world events	23%	35%	42%
Find info on the World Wide Web	52%	25%	23%
Use the library to obtain info	61%	32%	7%
Work with others on projects	70%	30%	0%

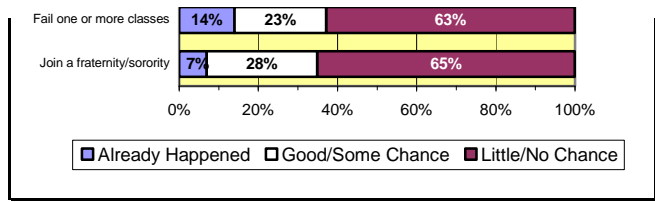
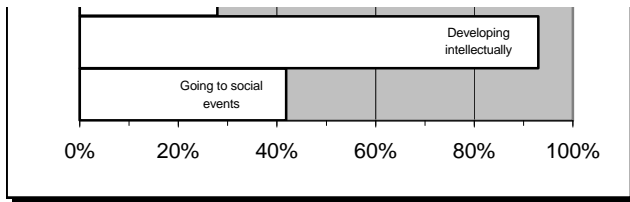
V. Expectations

Highest Degree Expect to Obtain



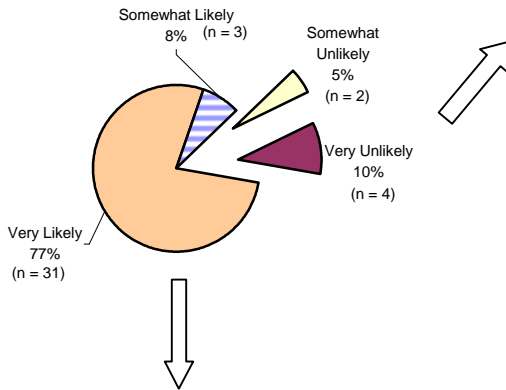
Expectations for Educational Career





VI. Future Academic Plans

Likelihood of Returning in Fall



The 34 students who were somewhat or very likely to return to ISU in the fall were asked about their decision to stay.

Importance of Factors Affecting Decision to Stay at ISU	Essential/		Not Very/
	Very	Fairly	Not At All
Financial aid available	62%	21%	18%
Low cost	65%	26%	9%
Close to home	59%	21%	21%
Far away from home	0%	15%	85%
Appearance of campus	32%	35%	32%
ISU's academic reputation	59%	35%	6%
Academic reputation of my major department	74%	21%	6%
Quality of faculty	53%	35%	12%
Size of campus	56%	29%	15%
Campus social life	29%	32%	38%
Student activities	27%	24%	48%
Class size	59%	32%	9%
Computing facilities	32%	38%	29%
Opportunities to interact with faculty in class	30%	24%	45%
Opportunities to interact with faculty out of class	32%	15%	53%
Life in residence halls	41%	18%	41%
Family pressure to stay	24%	26%	50%
Friendships with faculty	24%	18%	59%
Friendships with staff	24%	21%	56%
Friendships with students	48%	27%	24%
Terre Haute community	15%	21%	65%

% shown are % of the 34 students likely to return

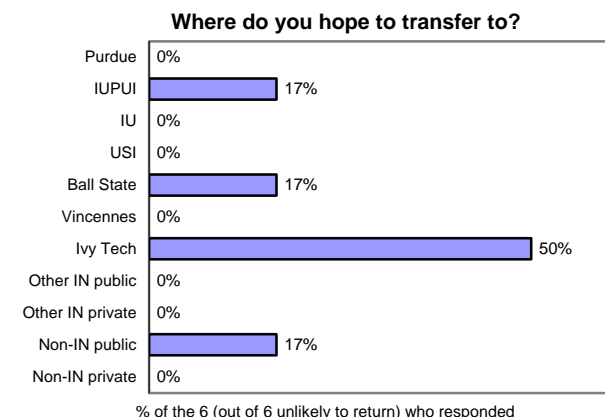
The 6 students who were somewhat or very unlikely to return to ISU in the fall were asked about their decision to leave.

Importance of Factors Affecting Decision to Leave ISU	Essential/		Not Very/
	Very	Fairly	Not At All
Not enough financial aid	50%	25%	25%
Cost too high	50%	0%	50%
Too close to home	25%	0%	75%
Too far away from home	25%	0%	75%
Campus atmosphere	25%	0%	75%
ISU's academic reputation	25%	0%	75%
Academic reputation of my major department	50%	0%	50%
Quality of faculty	25%	25%	50%
Size of campus	25%	0%	75%
Lack of campus social life	25%	0%	75%
Lack of student activities	25%	0%	75%
Class size too small	25%	0%	75%
Too easy	25%	0%	75%
Too difficult	25%	0%	75%
Personal issues	80%	20%	0%
Life in residence halls	25%	0%	75%
Family pressure to quit	25%	0%	75%
Lack of interaction with faculty	25%	25%	50%
Lack of interaction with staff	25%	25%	50%
Lack of interaction w/ students	25%	25%	50%
Terre Haute community	25%	0%	75%

% of the 5 (out of 6 unlikely to return) who responded

MOST IMPORTANT FACTOR IN DECISION TO LEAVE ISU	
50%	PERSONAL ISSUES
25%	CAMPUS ATMOSPHERE
25%	TOO DIFFICULT

% of the 4 (out of 6 unlikely to return) who responded



MOST IMPORTANT FACTOR IN DECISION TO STAY AT ISU

- 23% FINANCIAL AID AVAILABLE
- 23% LOW COST
- 23% ACADEMIC REPUTATION OF DEPARTMENT
- 9% CLOSE TO HOME
- 9% ACADEMIC REPUTATION OF ISU

% of the 22 (out of 34 likely to return) who responded

Reasons for not returning to higher education

- 0% Decided school isn't for me
- 0% Need or want to work
- 0% Family responsibilities
- 0% Health reasons
- 0% Benefits not worth the cost
- 0% Too difficult
- 0% Was not learning much
- 0% Cannot afford it
- 0% Other

*% of the 0 (out of 6 unlikely to return) who responded
(multiple responses were allowed)*