

College of Nursing

The Freshman Profile, Fall 2007

In 2007, OSPIRE made major revisions to the Student Information Questionnaire (SIQ). Since then, we have been adjusting the survey to accommodate the informational needs of the ISU community, while also maintaining continuity with questions asked in prior years. Fall 2007 first-time freshman students were asked to complete the SIQ survey on-line. Where possible, we have provided direct comparisons to previous years' data. The purpose of this report is to provide a profile of freshmen enrolled in the College of Nursing (Nurs.). The following results are based on the 105 freshmen (90.52% of the 116 new freshmen) who went through Sycamore Advantage in June and August of 2007.

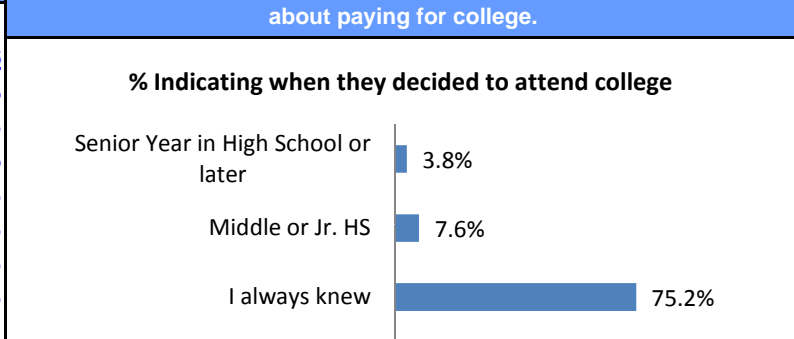
<u>Age</u>	<u>2007</u>	<u>2006</u>
% age 17-19	78.1%	97.67%
% age 20-25	21.9%	2.33%
% age 26-30	0.0%	0.00%
% age 31-35	0.0%	0.00%
% age 36 and over	0.0%	0.00%

<u>Are You the First of the Children in Your Family Going to College?</u>	<u>2007</u>	<u>2006</u>
I am the only child	9.52%	3.49%
Yes, and I am the oldest	33.33%	29.07%
Yes, but I am not the oldest	15.24%	15.12%
No	41.90%	52.33%

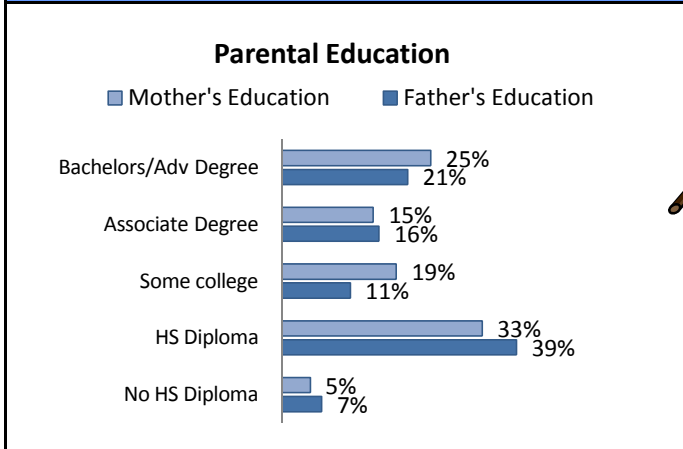
90.48 % of Fall 2007 Nursing freshmen are women

19.05 % of Fall 2007 Nursing freshmen have major or some concern about paying for college.

<u>Racial Background</u>	<u>2007</u>	<u>2006</u>
Black or African American	15.24%	11.76%
American Indian	1.90%	0.00%
Caucasian	78.10%	84.71%
International	2.86%	0.00%
Hispanic	0.00%	2.35%
Asian American/Pacific Islander	0.00%	0.00%
Multiracial	1.90%	1.18%



79.05 % of Nursing freshmen indicate that their family is very supportive of their decision to attend ISU



5% of commuters drive more than 30 minutes one way

49 % indicate that 2 or more of their close friends are attending Indiana State this year

52% of Nursing freshmen indicate most of their close friends from high school are attending college this year

67% of the Fall 2007 Nursing freshman cohort come from families where neither parent has a four-year degree!


Family Ties of Nursing Students

17% At least one of the parents (or guardians) attended ISU

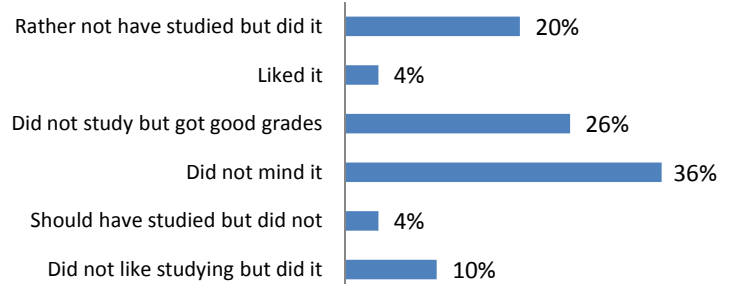
31% At least one of the siblings (or close relatives other than my parents) attended ISU

38% Either parent or relative attended ISU

High School Academics



Attitude Towards Studying in High School



* The above averages are based on students who completed the SIQ

Academic Indicators

	SAT/ACT Equivalent Scores			HS GPA
	Avg Verbal	Avg Math	Total Avg	Avg
2007	458	469	927	3.25
2006	468	458	926	3.23

Close Look: 67.62% of *Nursing* freshman indicated that they received their financial aid package from ISU much sooner, sooner, about the same time as compared to other universities. 8.57% *Nursing* freshman indicated that they received their financial aid package from ISU later or much later as compared to other universities.

High School Time Allotment

In a typical week during your senior year, how many hours did you spend...

<u>% of Respondents Indicating Hours Spent</u>	<u>LT 1</u>	<u>1-5</u>	<u>6-10</u>	<u>11-15</u>	<u>16-20</u>	<u>20+</u>
Studying or preparing for class on own	10.5%	56.2%	22.9%	10.5%	0.0%	0.0%
Studying or preparing for class with students	38.1%	50.5%	7.6%	1.9%	1.0%	1.0%
Socializing with friends	0.0%	14.3%	26.7%	25.7%	13.3%	20.0%
Working at a job for pay	18.1%	5.7%	11.4%	12.4%	20.0%	32.4%
Exercising or playing sports	13.3%	21.0%	22.9%	19.0%	8.6%	15.2%
Using computer/internet for recreation	6.7%	46.7%	24.8%	17.1%	1.9%	2.9%
Playing video games or watching T.V.	22.9%	50.5%	14.3%	5.7%	2.9%	3.8%
Participating in community activities	28.6%	51.4%	15.2%	3.8%	1.0%	0.0%

Student Confidence

Student Confidence in Their Ability To:

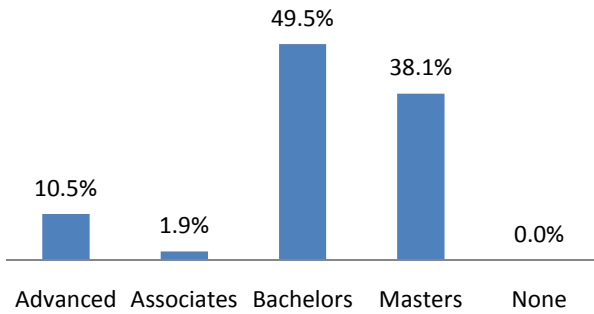
	Not Very / Not Good	Very Good / Good
Find new ways to think about problems or topics	3.8%	55.2%
Evaluate opposing options or viewpoints	3.8%	64.8%
Effectively communicate your ideas in writing	8.6%	63.8%
Effectively communicate your ideas by speaking	10.5%	58.1%
Organize, prioritize, and plan your time	10.5%	59.0%
Solve complex problems	6.7%	48.6%
Intelligently discuss politics or current world events	25.7%	32.4%
Use computers or the internet for school work or research	1.0%	89.5%
Work with others on projects	1.0%	93.3%
Effectively plan and manage your responsibilities	1.0%	81.9%
Understand and respect other cultures	0.0%	95.2%

NOTE: Good and Not Good columns do not add up to 100% because a "Neutral" option was offered.

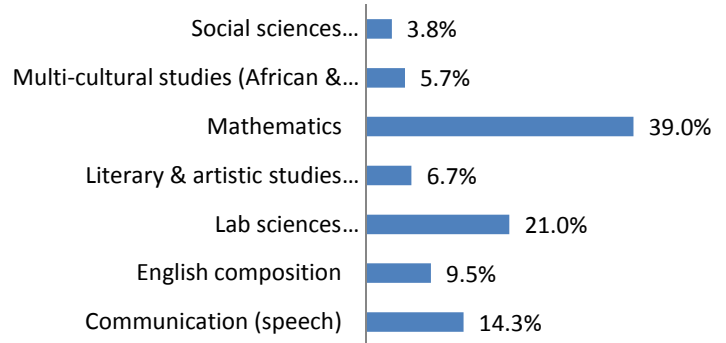
Close Look: Exposure to other backgrounds appears to have some effect on confidence in understanding and respecting others. However, the effect is not as much as might be expected. Of the 18.43% of *Nursing* students who said they had rarely or never interacted in a social setting with people of different racial or ethnic backgrounds, 75.93% rated their ability to understand and respect cultures, attitudes, & customs of others as good or very good. Yet, of the 52.22% of *Nursing* students who indicated frequent interaction with people of different backgrounds, over 93.46% of these students indicated similar confidence.

College Expectations

Highest Degree Aspirations



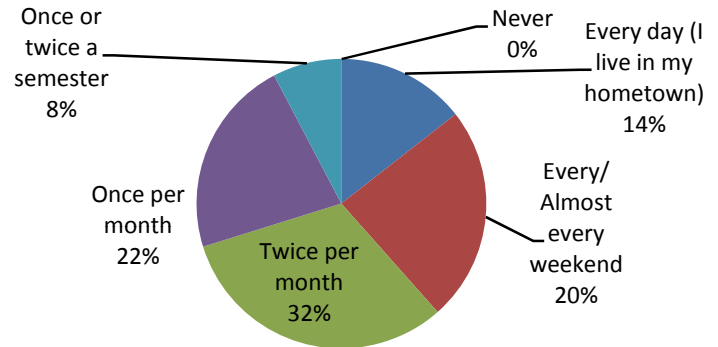
Most difficult academic area



Expectations That There is Some Chance of the Following Happening at ISU

	<u>2007</u>	<u>2006</u>
Join a fraternity or sorority	61.0%	37.2%
Fail one or more classes	11.4%	7.0%
Get tutoring help	86.7%	91.9%
Need extra time to complete degree	39.4%	55.8%
Graduate with honors	68.6%	76.7%
Transfer to another college	27.6%	37.2%
Drop out permanently	1.9%	7.0%
Be satisfied with your college	100.0%	91.9%
Be gainfully employed during first year	90.5%	55.8%

Visiting hometown during the semester



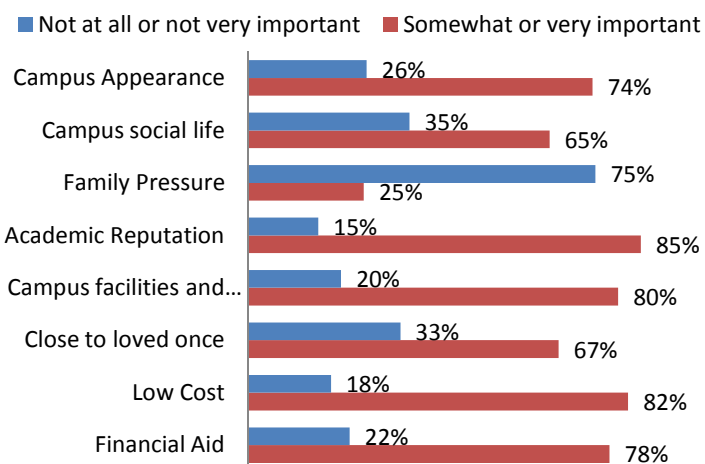
Time Allocation Expectations

Hours Students Expect to Spend During their First Year of College:

	<1 hr	1-5 hrs	6-10 hrs	11-15 hrs	16-20 hrs	20+ hrs
Working:						
in an on-campus job	33.0%	13.6%	26.2%	16.5%	8.7%	1.9%
in an off-campus job	53.8%	3.8%	10.6%	16.3%	11.5%	3.8%
Studying, researching, doing homework	0.0%	2.9%	22.9%	33.3%	24.8%	16.2%
Meeting with professors or instructors to discuss preparing for class	4.8%	54.3%	29.5%	5.7%	2.9%	2.9%
Meeting with students to prep for class	1.9%	38.1%	43.8%	11.4%	1.9%	2.9%
Going to campus events	4.8%	49.5%	26.7%	12.4%	4.8%	1.9%
Participating in campus organizations	23.8%	42.9%	22.9%	5.7%	4.8%	0.0%
Socializing with:						
friends who are ISU students	0.0%	20.0%	46.7%	17.1%	4.8%	11.4%
friends who are not ISU students	15.2%	46.7%	24.8%	9.5%	1.0%	2.9%
Using a computer/internet for recreation	12.4%	37.1%	31.4%	9.5%	3.8%	5.7%
Playing video games or watching T.V.	40.0%	44.8%	13.3%	1.0%	1.0%	0.0%
Participating in sports or exercising	10.5%	48.6%	26.7%	8.6%	2.9%	2.9%
Participating in community activities	30.5%	50.5%	17.1%	1.9%	0.0%	0.0%

Decision to Attend ISU

Top reasons for deciding on ISU



Top Choices of Nursing Freshmen

	2007	% Applied
Indiana State University	58%	100%
Indiana University	8%	25%
Purdue University	11%	25%
Ball State University	1%	27%
Other Indiana 4-year public Inst.	6%	33%
Indiana Private College/Univ	6%	27%
Non-Indiana Schools	10%	22%

Close Look: About 68% of Nursing freshmen applied to other schools. About 22% applied to schools outside Indiana. 53% of freshman indicated that ISU was their first choice. Other Indiana 4-year public institutions, Indiana Private and Ball State University are ISU's greatest competitors in terms of applicants.

Before/After Admitted

Top reasons to apply

	2007
Email from student e-guide	21%
Laptop packet w/t-shirt	32%
Campus visit on your own	55%
Bus caravan to campus	4%
Campus sponsored event on or off campus	22%
Communication w/ISU student(s)	40%
Communication w/parent(s)	38%
Communication w/friend(s)	49%
Communication w/guidance counselor	13%
Application fee waiver	19%

Top reasons to enroll

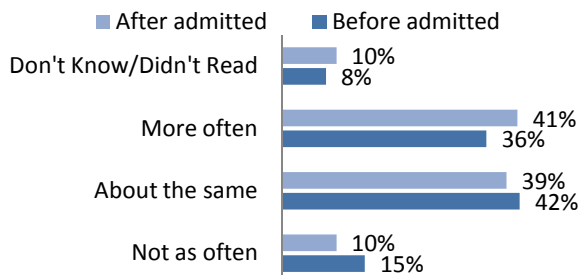
	2007
Admission packet	39%
Laptop packet w/t-shirt	32%
Financial aid award packet	36%
Email from student e-guide	18%
Communication w/ISU current/former student	36%
Communication w/parent(s)	52%
Communication w/friend(s)	38%
Communication w/ISU faculty	20%
Communication w/ISU coach	8%
Campus sponsored event	13%

Close Look: 67.62% of Nursing freshman indicated that they received their financial aid package from ISU much sooner, sooner or about the same time as compared to other universities. 8.57% of Nursing freshman indicated that they received their financial aid package from ISU later or much later as compared to other universities.

Frequency of ISU's Emails being read by Nursing freshman students

	Before admitted	After admitted
Never	10%	7%
Once a week	51%	47%
Twice a week	27%	40%
Once a month	11%	7%

Frequency of ISU's regular mail



Quality of ISU's Emails compared to other universities

	Before admitted	After admitted
Much better	21%	37%
Better	36%	32%
About the same	32%	22%
Not as Good	3%	3%
Much Worse	0%	0%
Don't know/Didn't Read	8%	6%