

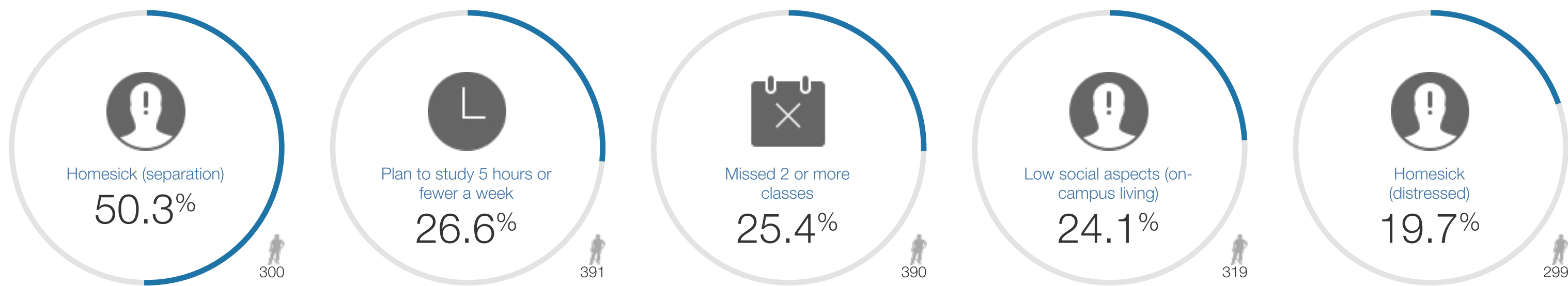
# Our Students Report | Survey Cohort 1



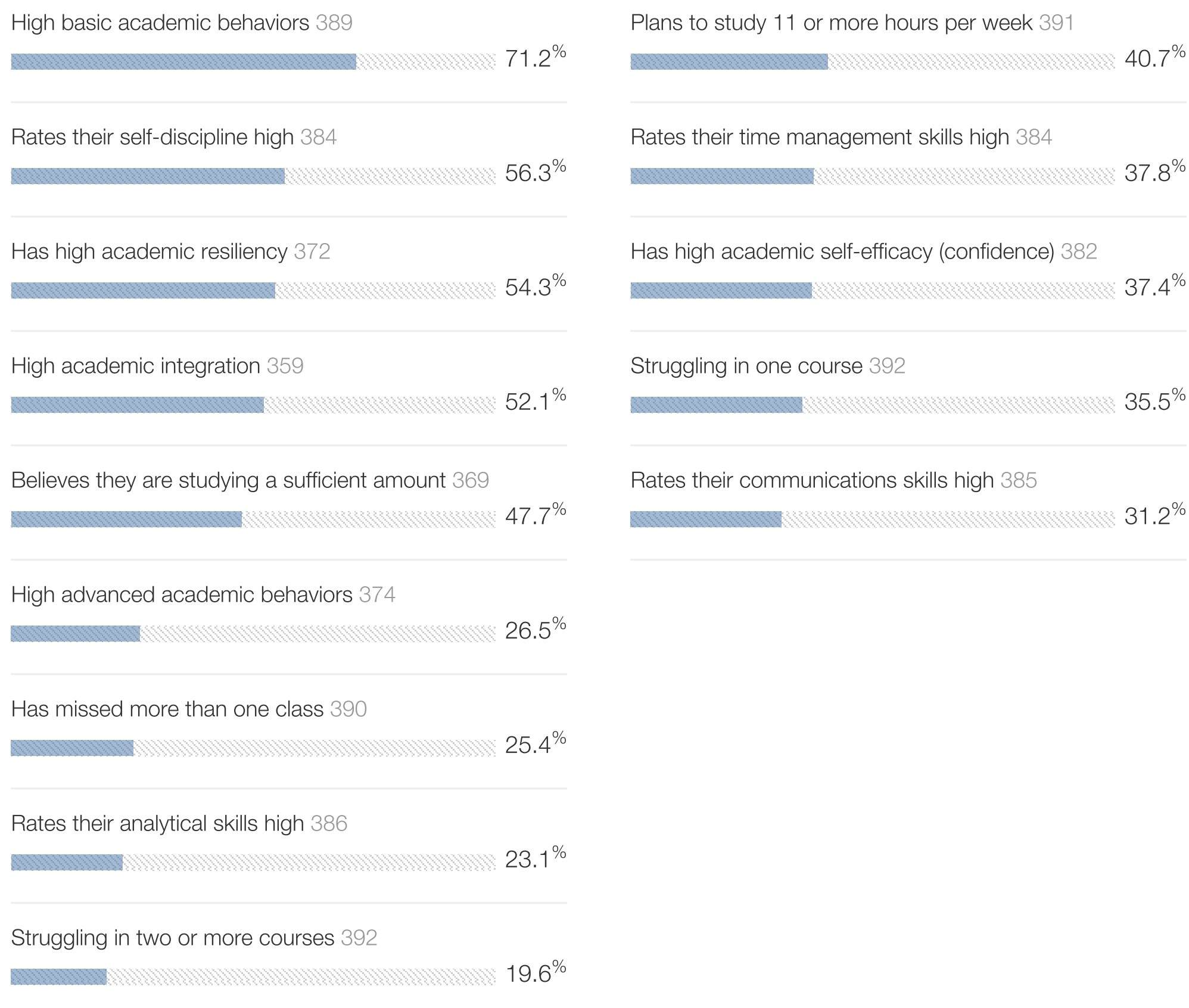
Created By Dalrymple, Maggie on 10-13-2016 at 2:11 pm



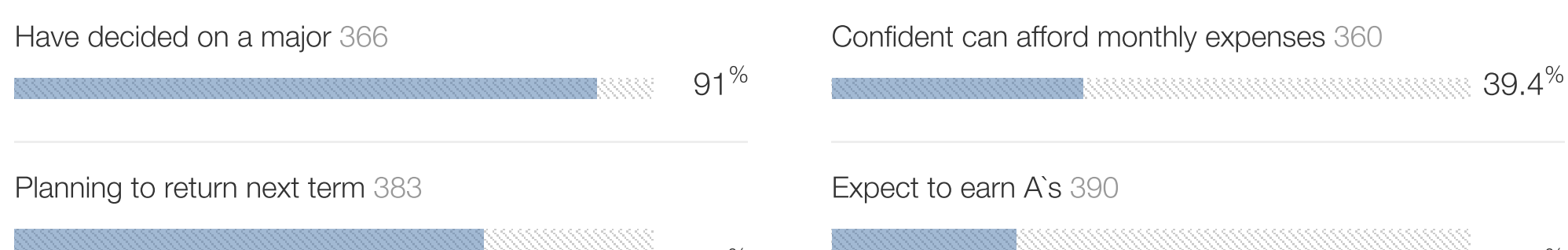
## Top 5 Issues



## Academics



## Goals and Expectations



73.4%

28.7%

Planning to return next year 391



Committed to getting a degree here 384



Confident can afford tuition and fees next term 376



## Peers / Co-Curricular

Strong roommate relationships 220



Rates residence hall environment high 314



High homesickness (separation) 300



Strong peer connections 364



Rates residence hall social aspects high 319



## Peers / Co-Curricular

Plans to get involved in student organizations 361



High homesickness (distress) 299



Plans to get involved in a leadership role 356



Plans to work 21 to 40 hours per week 389



Plans to work more than 40 hours per week 389



## Demographics

## Perceptions of Campus

High social integration 358



High overall satisfaction with institution 360



### RACE/ETHNICITY

Native Hawaiian or Other Pacific Islander 1



American Indian or Alaska Native 4



Unknown 8



Asian 26



Nonresident Alien 82



### INTERNATIONAL STUDENT

Yes 83



No 2852



### ATHLETE STUDENT

Yes 103



No 2832



### HAS DEPENDENTS

Hispanic or Latino 137 4.7%

Two or more races 144 4.9%

Black or African American 699 23.8%

White 1834 62.5%

GUARDIANEDLEVEL

High School Diploma or Less 2 0.1%

GENDER

Male 1342 45.7%

Female 1593 54.3%

Has dependents 107 3.6%

No dependents 258 8.8%

ENROLLTYPE

Transfer in 151 5.1%

New matric 2784 94.9%

CAMPUSRESIDENT

Off campus 902 30.7%

On campus 2334 79.5%

\* First-generation is defined as neither parent has more than a high school education.

\* CampusResident is for the 2015-2016:Spring 2016 term.