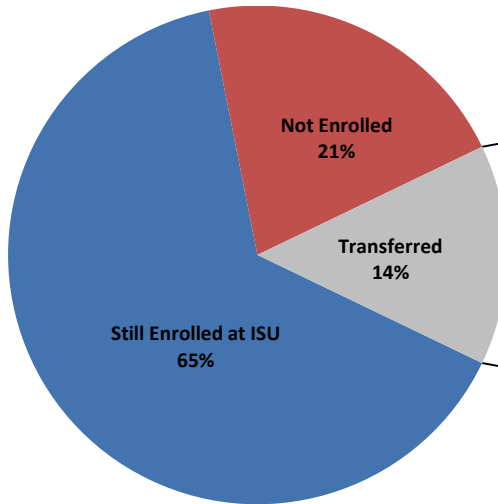


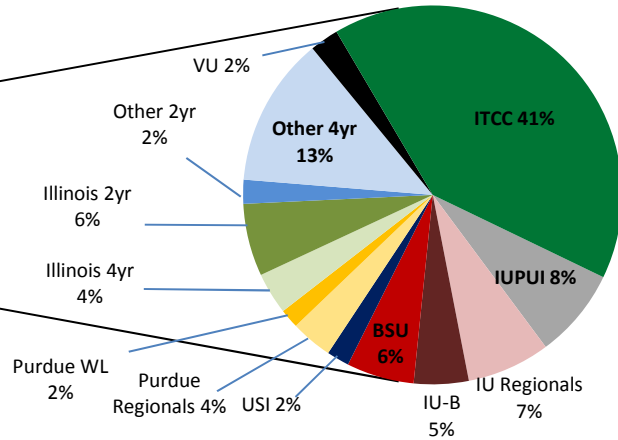
National Student Clearinghouse Data

Fall 2016 and 2017 Cohorts as of Fall 2018

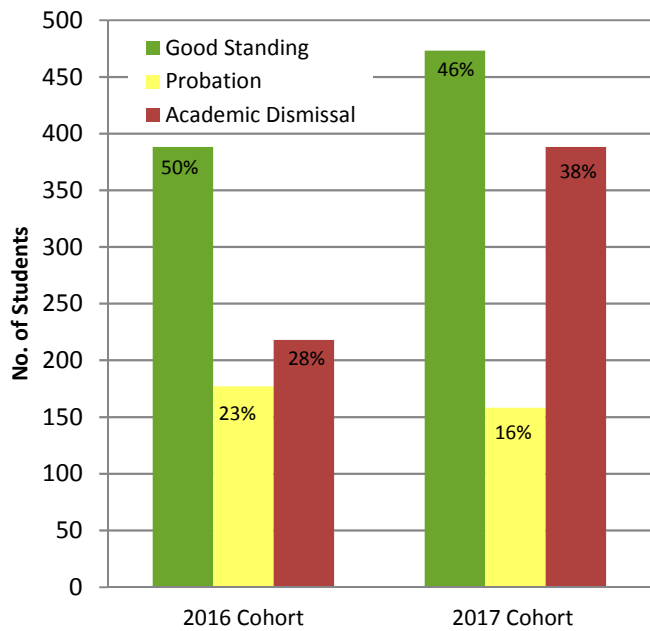
Status as of Fall 2018



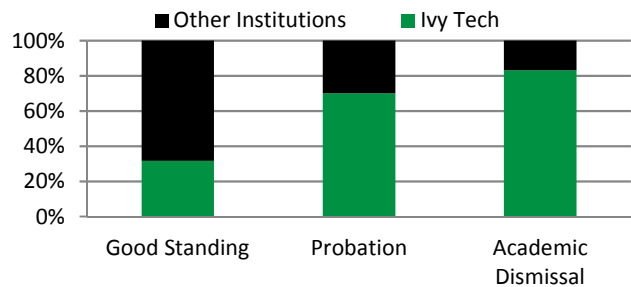
Institution Attended



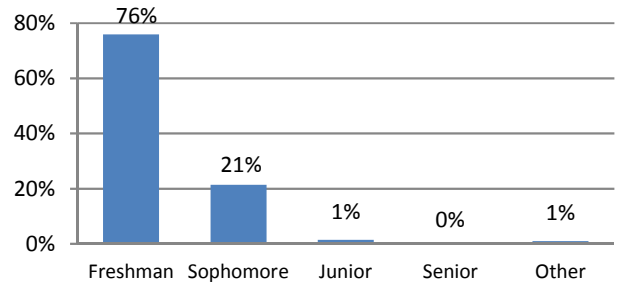
Academic Standing When Left ISU



Academic Standing When Left ISU by Subsequent Institution Enrolled



Class Level of Transfers When Left ISU



Academic Standing When Left ISU by College

Academic Standing	CAS	BUS	EDU	NHHS	SASC	TECH	TOTAL
Good Standing	45%	44%	61%	53%	44%	51%	48%
Probation	19%	13%	9%	18%	24%	19%	19%
Academic Dismissal	36%	43%	29%	28%	32%	30%	34%

Source: National Student Clearinghouse data Fall 2018 (students transferred or not enrolled); 2016 N=783; 2017 N=1,019