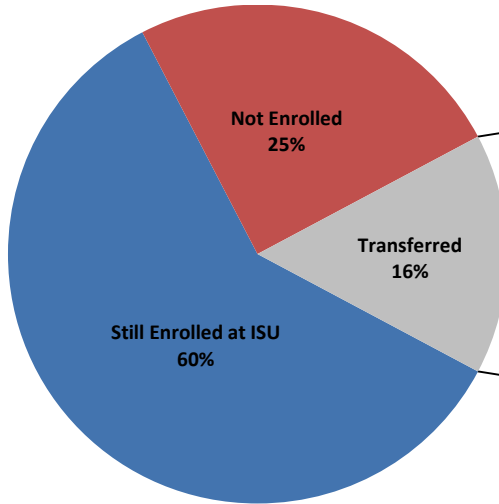


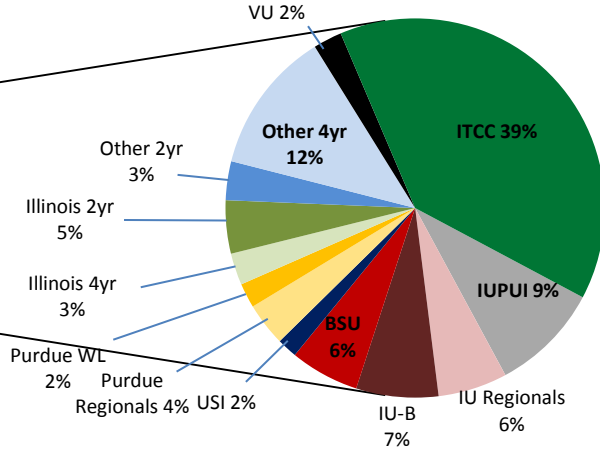
National Student Clearinghouse Data

Fall 2015 and 2016 Cohorts as of Fall 2017

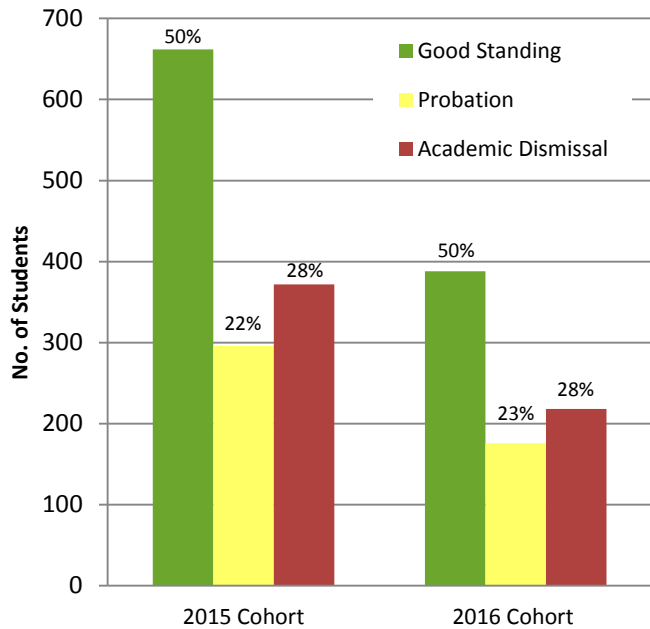
Status as of Fall 2017



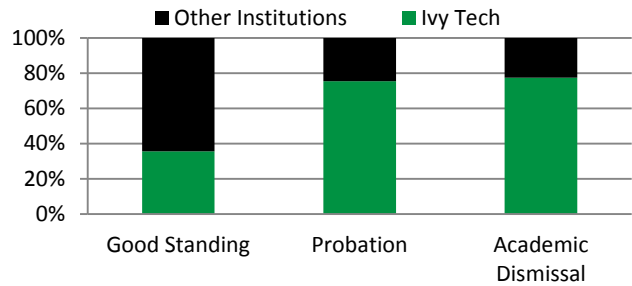
Institution Attended



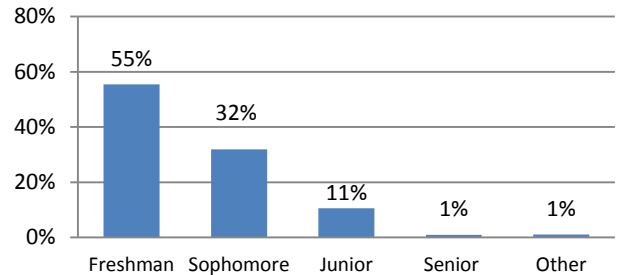
Academic Standing When Left ISU



Academic Standing When Left ISU by Subsequent Institution Enrolled



Class Level of Transfers When Left ISU



Academic Standing When Left ISU by College

Academic Standing	CAS	BUS	EDU	NHHS	SASC	TECH	TOTAL
Good Standing	47%	49%	67%	58%	44%	43%	50%
Probation	21%	17%	17%	19%	29%	26%	22%
Academic Dismissal	32%	33%	17%	23%	27%	31%	28%

Source: National Student Clearinghouse data Fall 2017 (students transferred or not enrolled); 2015 N=1,330; 2016 N=782