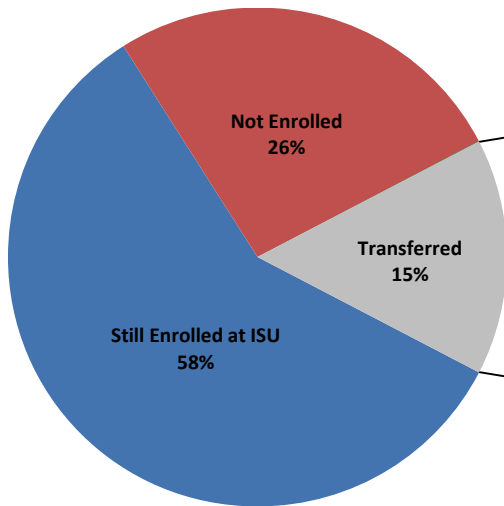


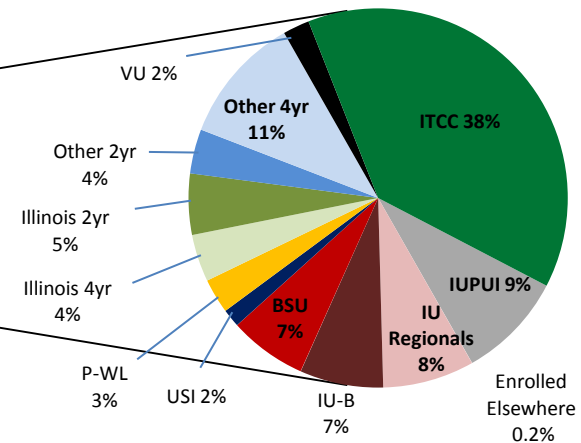
National Student Clearinghouse Data

Fall 2014 and 2015 Cohorts as of Fall 2016

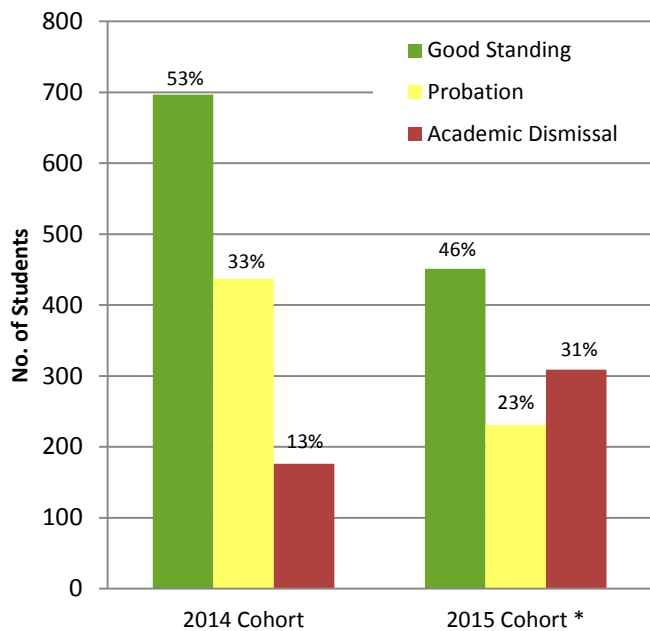
Status as of Fall 2016



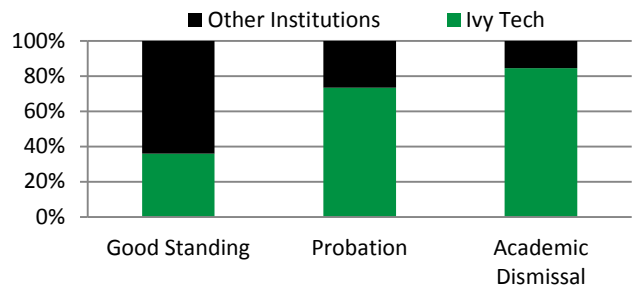
Institution Attended



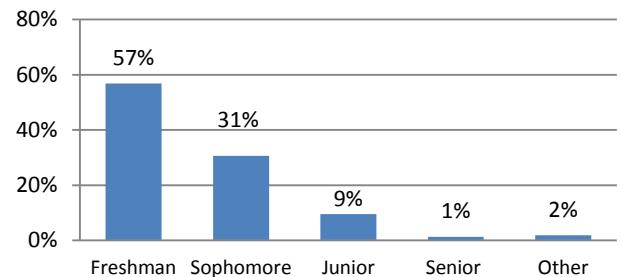
Academic Standing When Left ISU



Academic Standing When Left ISU by Subsequent Institution Enrolled



Class Level of Transfers When Left ISU



Academic Standing When Left ISU by College

Academic Standing	CAS	BUS	EDU	NHHS	SASC	TECH	TOTAL
Good Standing	48%	46%	64%	60%	45%	38%	50%
Probation	32%	31%	23%	22%	31%	35%	29%
Academic Dismissal	20%	23%	13%	18%	24%	27%	21%

* The increase of academic dismissal is due to change of policy.

Source: National Student Clearinghouse data Fall 2016 (students transferred or not enrolled); 2014 N=1,310; 2015 N=991